



# LIQUOR STORE BUSINESS FOR SALE

13463 Switzer Road, Overland Park, Kansas



## SALE PRICE: \$130,000 | 2,800 SF BUSINESS

### DEMOGRAPHICS

	1 mile	3 miles	5 miles
Estimated Population	17,647	88,326	237,099
Avg. Household Income	\$93,817	\$78,094	\$79,478

- Liquor store business and trade fixtures included in sale
- Located at the intersection of 135th Street and Switzer Road with over 33,000 cars per day
- Across from Scheel's Soccer Complex and Blue Valley Recreation Sports Complex
- New Clover POS System



CLICK HERE TO VIEW MORE LISTING INFORMATION

For More Information Contact:




CAMREN SINCLAIR | 816.412.7352 | [csinclair@blockandco.com](mailto:csinclair@blockandco.com)

DANIEL BROCATO | 816.412.7303 | [dbrocato@blockandco.com](mailto:dbrocato@blockandco.com)

Exclusive Agents



## PHOTOS

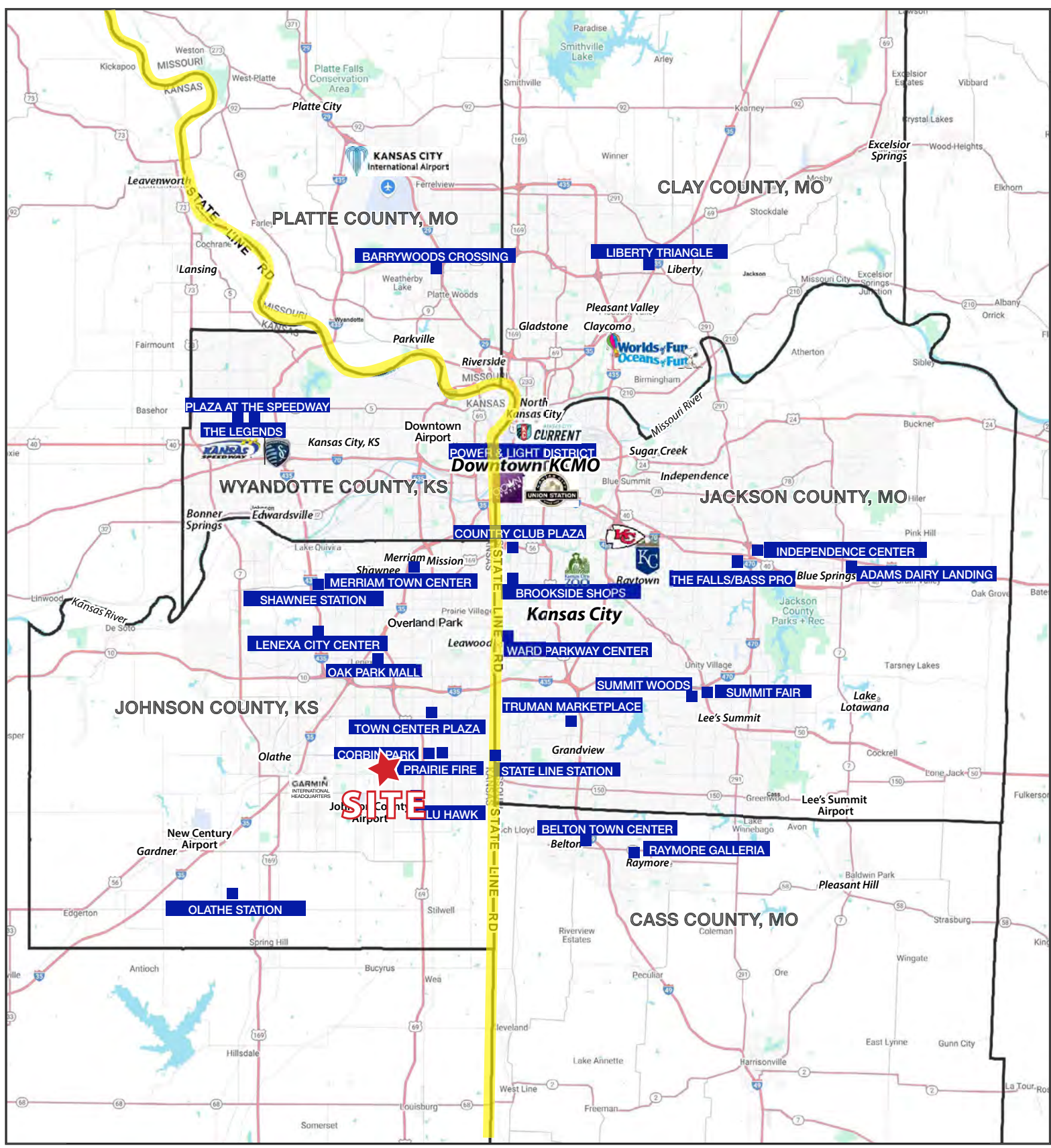






# LIQUOR STORE BUSINESS FOR SALE

13463 Switzer Road, Overland Park, Kansas

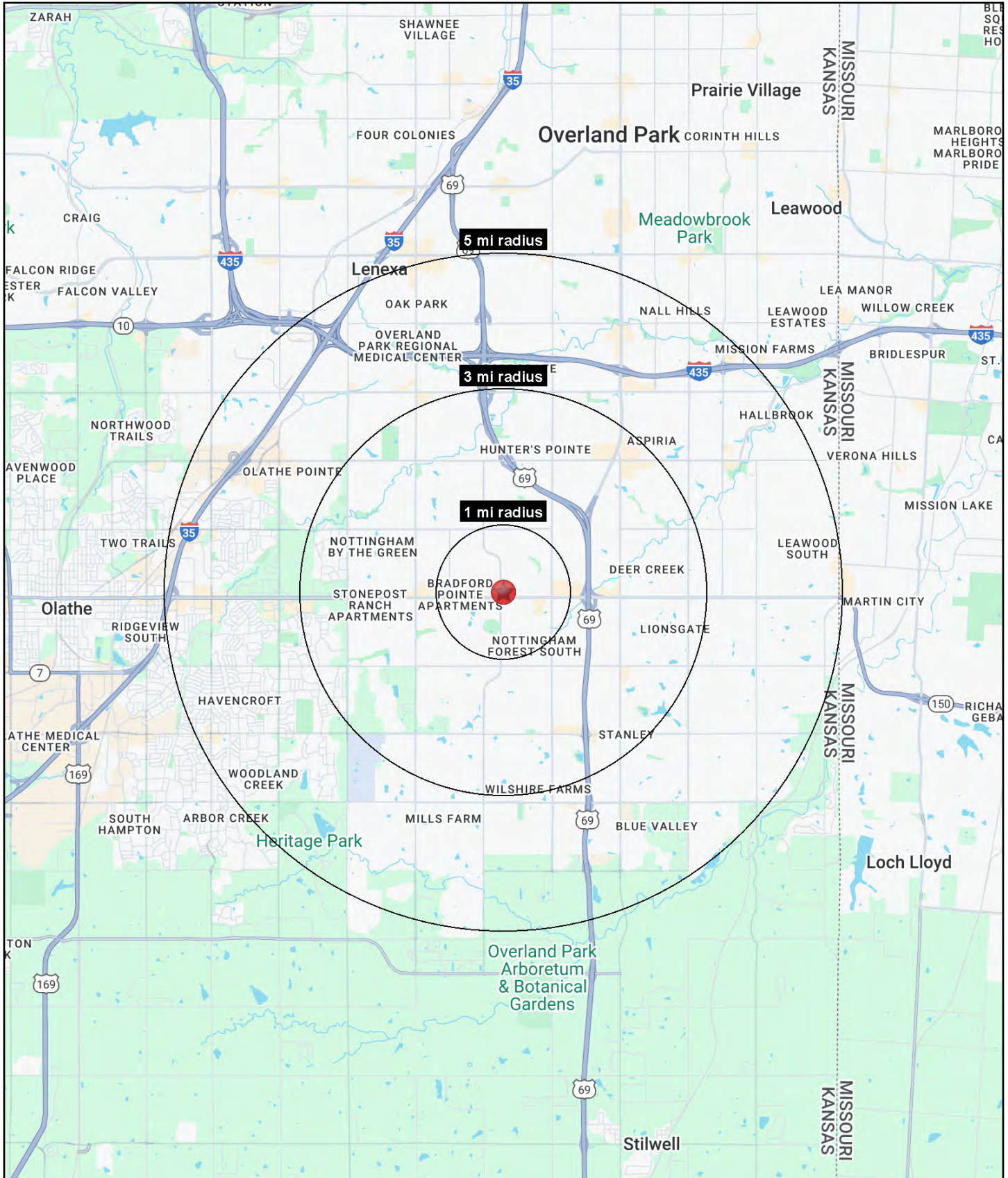


All information furnished regarding property for sale or lease is from sources deemed reliable, but no warranty or representation is made as to the accuracy thereof and the same is subject to errors, omissions, changes of prices, rental or other conditions, prior sale or lease or withdrawal without notice.



# LIQUOR STORE BUSINESS FOR SALE

13463 Switzer Road, Overland Park, Kansas





# LIQUOR STORE BUSINESS FOR SALE

## 13463 Switzer Road, Overland Park, Kansas

13463 Switzer Road Overland Park, KS 66213	1 mi radius	3 mi radius	5 mi radius
<b>Population</b>			
2025 Estimated Population	8,614	99,092	234,654
2030 Projected Population	8,304	100,888	235,955
2020 Census Population	8,959	97,140	229,126
2010 Census Population	8,228	84,079	203,855
Projected Annual Growth 2025 to 2030	-0.7%	0.4%	0.1%
Historical Annual Growth 2010 to 2025	0.3%	1.2%	1.0%
2025 Median Age	40.5	39.0	39.4
<b>Households</b>			
2025 Estimated Households	3,144	40,836	94,319
2030 Projected Households	3,077	42,644	96,890
2020 Census Households	3,191	37,747	88,959
2010 Census Households	2,865	32,258	78,336
Projected Annual Growth 2025 to 2030	-0.4%	0.9%	0.5%
Historical Annual Growth 2010 to 2025	0.6%	1.8%	1.4%
<b>Race and Ethnicity</b>			
2025 Estimated White	79.0%	76.2%	78.2%
2025 Estimated Black or African American	3.6%	4.8%	5.2%
2025 Estimated Asian or Pacific Islander	11.4%	12.5%	9.0%
2025 Estimated American Indian or Native Alaskan	0.2%	0.2%	0.2%
2025 Estimated Other Races	5.8%	6.4%	7.4%
2025 Estimated Hispanic	5.7%	6.4%	7.4%
<b>Income</b>			
2025 Estimated Average Household Income	\$173,922	\$165,430	\$163,883
2025 Estimated Median Household Income	\$144,476	\$124,309	\$125,643
2025 Estimated Per Capita Income	\$63,595	\$68,211	\$65,977
<b>Education (Age 25+)</b>			
2025 Estimated Elementary (Grade Level 0 to 8)	0.7%	0.9%	1.0%
2025 Estimated Some High School (Grade Level 9 to 11)	0.5%	1.1%	1.4%
2025 Estimated High School Graduate	5.8%	9.4%	10.9%
2025 Estimated Some College	12.9%	14.0%	16.6%
2025 Estimated Associates Degree Only	5.5%	5.3%	6.6%
2025 Estimated Bachelors Degree Only	45.3%	40.5%	37.9%
2025 Estimated Graduate Degree	29.3%	28.7%	25.7%
<b>Business</b>			
2025 Estimated Total Businesses	269	3,255	11,071
2025 Estimated Total Employees	1,983	32,284	168,385
2025 Estimated Employee Population per Business	7.4	9.9	15.2
2025 Estimated Residential Population per Business	32.0	30.4	21.2

©2025, Sites USA, Chandler, Arizona, 480-491-1112 Demographic Source: Applied Geographic Solutions 5/2025, TIGER Geography - RS1

